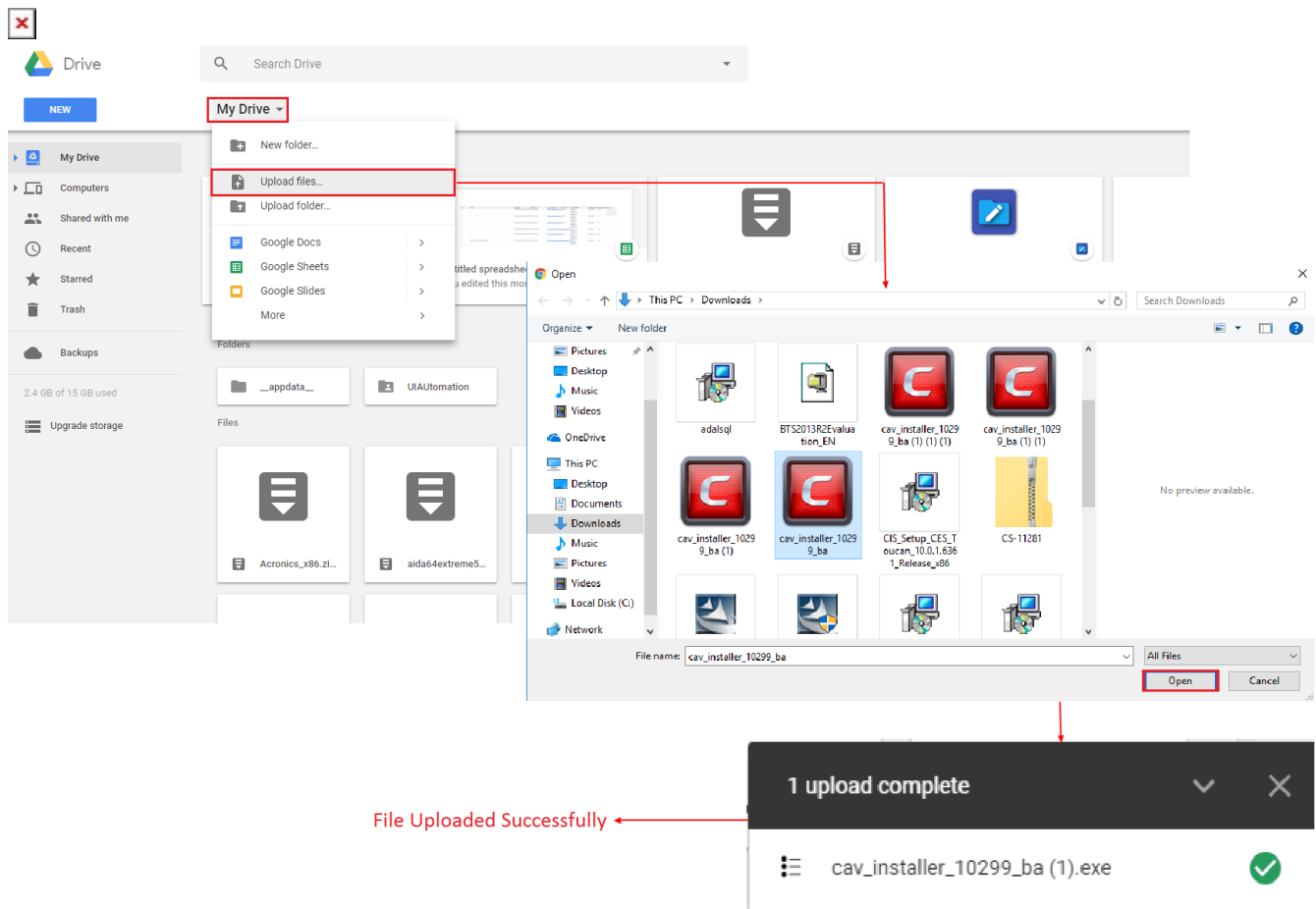


How to get Direct Download Link from Google Drive and One drive

Google Drive and One drive is a cloud storage that allows users to store files on their servers and share the files. The uploaded file can be directly downloaded from the internet using the direct download link. The direct download link is used to describe a hyperlink that points to a location within the Internet where the user can download the file. The process of uploading a file in a drive and to generate a direct download link are instructed below

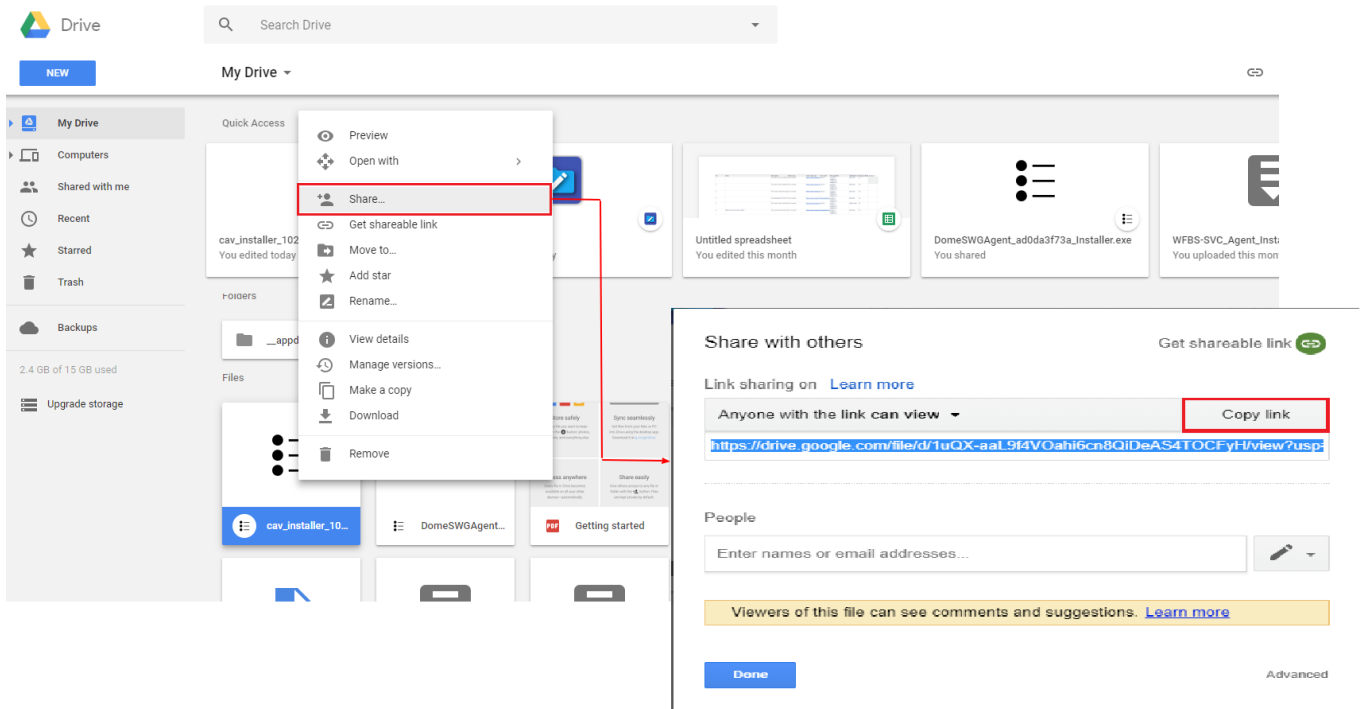
i) To get the Direct Download link from Google Drive

Step[1]: Sign in to Google Drive. After signing in select **My Drive** → click "**Upload files**" from the drop-down list and select the file to be uploaded to the drive. After the successful upload of the file a popup box occurs stating that "**upload complete**".



Step[2]: Now you can view the uploaded file in the drive, right-click it and choose the "**Share**" option. This will generate a shareable link. To copy the link Click "**Copy link**" button.





Step[3]: Go to the Google Drive Direct Link Generation by using this link <https://sites.google.com/site/gdocs2direct/> and Paste the copied shareable link in the "Enter Your sharing URL" box and click "Create Direct Link". At this moment you can see the direct download link in the "Output link" box.

Google Drive Direct Link Generator

Home

Enter your sharing URL:

Create Direct Link → Click here to get Direct Download link

Output link:

→ Direct Download Link

Tip: Click the output text, then press **Ctrl+A**, followed by **Ctrl+C** to copy it to your clipboard (Cmd+A and Cmd+C on a mac)

NOTE

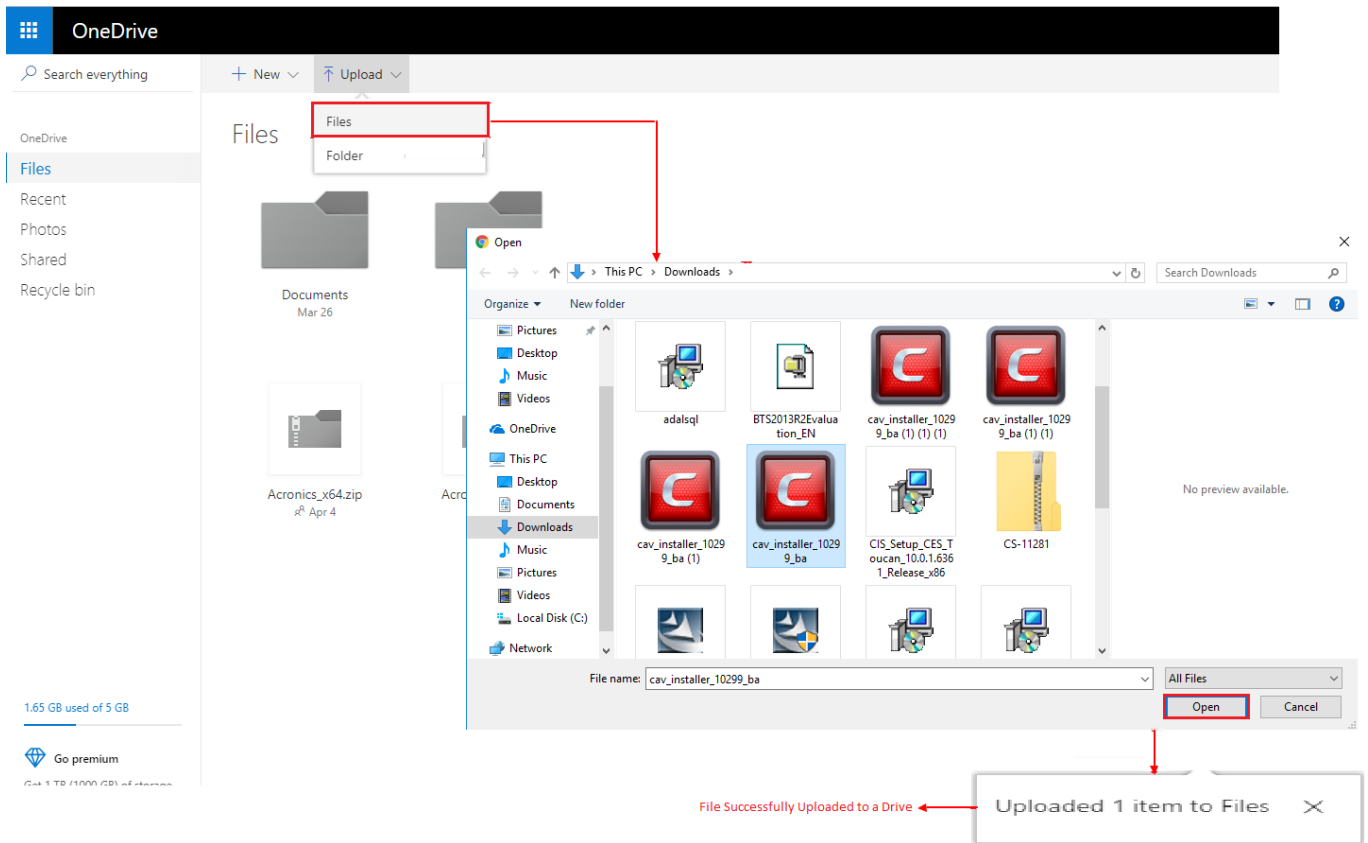
This will only work for files that you **UPLOAD** to Google Drive. It will not work for documents, presentations, etc. created inside Google Drive. If you want to create a direct link to those, first download them to your computer then upload that file back on to Google Drive.



ii) To get the Direct Download link from One Drive

Step[1]: Sign in to One Drive. After signing in Go to **Files** → **Upload** → **Files** and select the file to be uploaded in a drive. After the successful upload of the file a popup box occurs at the top right corner stating that "Uploaded items to Files".





Step[2]: Now the uploaded file will be in the drive, right-click that file and click "**Embed**" option. This will generate an "**Embed link**" in the right corner. We have to **copy the link**.



OneDrive

Search everything

Share Download Delete Move to Copy to Rename Embed Version history

Files

Documents Mar 26 Pictures Mar 26

cav_installer_10299_ba (1) (1) 2h ago

Preview Share Download Delete Move to Copy to Rename Embed Version history Details

Embed "cav_installer_10299_ba (1) (1)" in a blog or webpage.

```
<iframe src="https://onedrive.live.com/embed?cid=A910C8EF113350FB&resid=A910C8EF113350FB%21117&authkey=AEBu1kUXhustXHE" width="98" height="120" frameborder="0" scrolling="no"></iframe>
```

Note: Anyone who visits the blog or webpage with this embedded file will be able to view it without signing in.

132 MB used of 5 GB

Step[3]: Finally go to this

link <https://metadataconsulting.blogspot.com/2019/03/OneDrive-2019-Direct-File-Download-URL-Maker.html> and Paste the copied embedded link in the first box and click "**Get embed link**" button. This will automatically generate the File Embed link in the second box. At last click, the "**Get Download Link**" option and thus the direct download link will get generated. You can view the direct download link in the third box.



1. Get Embed code from Onedrive as in picture above. i.e.: `<iframe src="https://onedrive.live.com/embed?cid=8F99649728BEB2F3&resid=8F99649728BEB2F3%211010&authkey=AFo8ZQ_-qj84DEQ" width="98" height="120" frameborder="0" scrolling="no"></iframe>` see instructions below, if you don't know how. **NOTE** : For **images** there an extra step below.

New 17-Jan-17: Paste Embed Code here

Get embed link

[Click here to get embed link](#)

This will get the File Embed Link: https://onedrive.live.com/embed?cid=8F99649728BEB2F3&resid=8F99649728BEB2F3%211010&authkey=AFo8ZQ_-qj84DEQ and populate the textbox below, click "**Get Download Link**" button.

OR Paste (ctrl-v) your **OneDrive File Embed Link** in textbox below and click "**Get Download Link**" button below

2. Click on Get Download Link button.

Textbox will be highlighted so you can copy the full link. To copy, right-click and choose "Copy" or simply (ctrl-c) to copy link. **Note:** Entire URL is automatic selected for your convenience.

<https://onedrive.live.com/download?cid=A910C8EF113350FB&resid=A910C8EF113350FB%21117&authkey=AEBu1kUXhus>

Get Download Link

[Click here](#)



Direct Download link

Now you can Paste (ctrl-v) and share the [OneDrive Share Direct Download Link](#) in your email ;)

New! Test your direct download link: <https://onedrive.live.com/download?cid=A910C8EF113350FB&resid=A910C8EF113350FB%21117&authkey=AEBu1kUXhustXHE>

[cid=A910C8EF113350FB&resid=A910C8EF113350FB%21117&authkey=AEBu1kUXhustXHE](https://onedrive.live.com/download?cid=A910C8EF113350FB&resid=A910C8EF113350FB%21117&authkey=AEBu1kUXhustXHE)