

How to manage licenses for Advanced Endpoint Protection

Advanced Endpoint Protection (AEP) licenses can be managed from License Management section in the endpoint manager.

License management allows you to

- Distribute single license to different customers
- Distribute multiple license to a same customer
- To get license usage report
- Get notifications when license expires

Step [1]: Go to Endpoint Manager > LICENSE MANAGEMENT

Licenses tab shows the number of number of licenses available and details about each license.

ALLOCATION TYPE	LICENSE KEY	LICENSE CONFIGURATION	SEATS	ALLOCATED	FREE	DAYS TO EXPIRATION	EXPIRES	LICENSE TYPE
Global	e37ba33c-257e-442e-...	EM + Valkyrie	14	0	14	73	2019/06/08 03:06:32 AM	Free
Global	7be6f470-65b4-4b34-...	EM + Valkyrie	1	0	1	86	2019/06/21 05:06:05 AM	Premium

ALLOCATION TYPE - This shows what type of license is available. There are two types of allocation for licenses either global or customer type.

LICENSE KEY - Unique key of each license will be shown here.

LICENSE CONFIGURATION - Number of products associated with the licenses will be shown here. Types of license configuration is shown below,

- Endpoint Manager
- Valkyrie
- EM + Valkyrie


SEATS - Total number of seats available for each license will be shown here.


ALLOCATED - Shows the number of allocated seats.

DAYS TO EXPIRATION - Number of days left for expiration of the license is shown.


EXPIRES - Shows the final date of expiration of the license.

LICENSE TYPE - This shows whether the license is premium or free.

 **Add License** - Clicking on this will let you to add new license and its details

 **Delete License** - Delete the license from list

 **Details** - will show the full details of the selected license

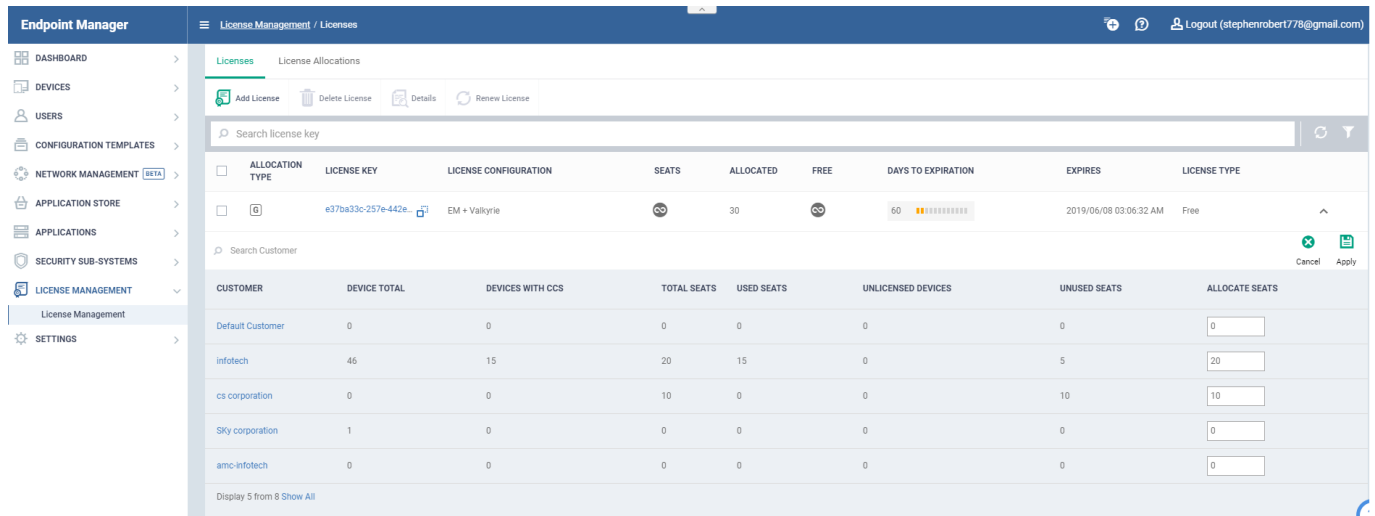
 **Renew License** - For renew a selected license

To distribute seats (Quick view):

Click the drop-down arrow at the right corner of a license.

This will show the brief description of each customer with devices and seats allocation.

Note: Only five customers will be shown as limitation



CUSTOMER	DEVICE TOTAL	DEVICES WITH CCS	TOTAL SEATS	USED SEATS	UNLICENSED DEVICES	UNUSED SEATS	ALLOCATE SEATS
Default Customer	0	0	0	0	0	0	<input type="text" value="0"/>
infotech	46	15	20	15	0	5	<input type="text" value="20"/>
cs corporation	0	0	10	0	0	10	<input type="text" value="10"/>
SKY corporation	1	0	0	0	0	0	<input type="text" value="0"/>
amc-infotech	0	0	0	0	0	0	<input type="text" value="0"/>

CUSTOMER - Shows the name of the customer

DEVICE TOTAL - It shows the total number of devices each customer have.

DEVICES WITH CCS - shows total number of devices with ccs

TOTAL SEATS - It will show total number of seats allotted for that customer

USED SEATS - It shows number of used seats.

UNLICENSED DEVICES - It shows the number of devices that a customer have without endpoint protection license.

UNUSED SEATS - Shows the number of seats available.

Admin can distribute the seats from a single license to multiple customers.

Click Allocate seats for a customer > Enter the number of seats >Click apply.

For example: He we are distributing 20 seats to customer name "infotech" and 10 seats to customer named "cs corporation" from a single license

The screenshot shows the 'License Allocations' interface. At the top, there are buttons for 'Add License', 'Delete License', 'Details', and 'Renew License'. Below this is a search bar for 'Search license key'. A table lists license details, including 'ALLOCATION TYPE', 'LICENSE KEY', 'LICENSE CONFIGURATION', 'SEATS', 'ALLOCATED', 'FREE', 'DAYS TO EXPIRATION', 'EXPIRES', and 'LICENSE TYPE'. Below the license table is a search bar for 'Search Customer'. A second table shows customer seat allocation details with columns: 'CUSTOMER', 'DEVICE TOTAL', 'DEVICES WITH CCS', 'TOTAL SEATS', 'USED SEATS', 'UNLICENSED DEVICES', 'UNUSED SEATS', and 'ALLOCATE SEATS'. The 'infotech' and 'cs corporation' rows are highlighted with a red border, and their 'ALLOCATE SEATS' input fields contain '20' and '10' respectively.

CUSTOMER	DEVICE TOTAL	DEVICES WITH CCS	TOTAL SEATS	USED SEATS	UNLICENSED DEVICES	UNUSED SEATS	ALLOCATE SEATS
Default Customer	0	0	0	0	0	0	0
infotech	46	15	20	15	0	5	20
cs corporation	0	0	10	0	0	10	10
SKY corporation	1	0	0	0	0	0	0
amc-infotech	0	0	0	0	0	0	0

To distribute seats for specific customer(Extended view):

Click on customer name > Customer Summary

This shows the details of the customer as shown below

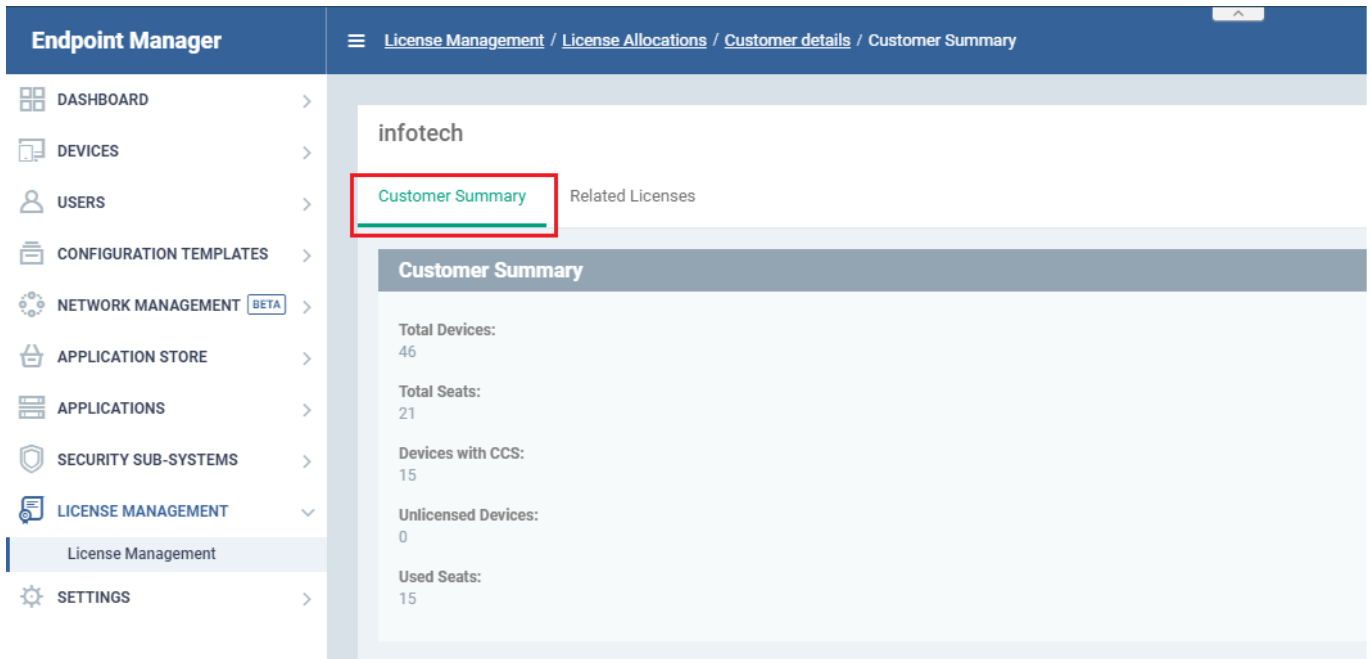
Total Devices - It shows the total number of devices that customer have

Total Seats - It will show total number of seats allotted for that customer

Devices with CCS - shows total number of devices with ccs

Unlicensed Devices - It shows the number of devices that a customer have without endpoint protection license.

Used seats - It shows number of used seats.

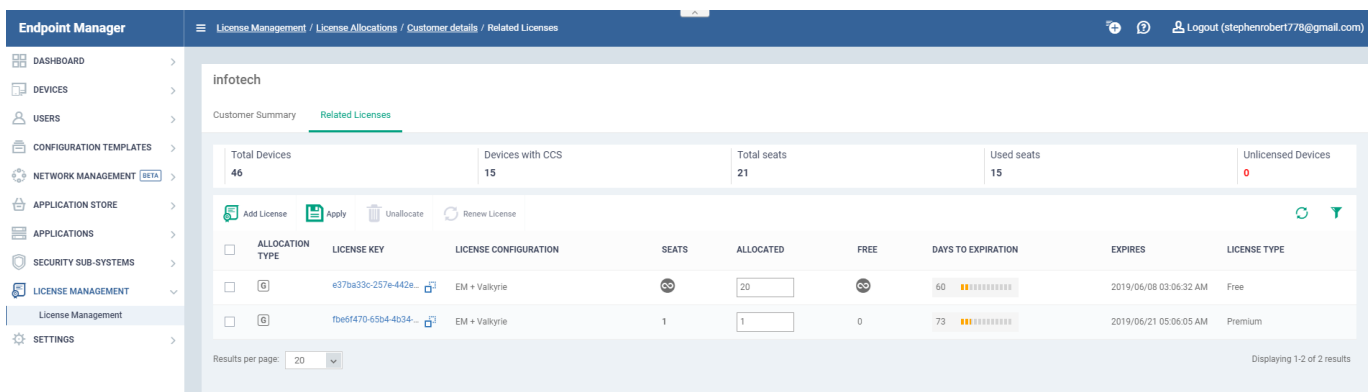


Click on customer name > Related Licenses

It will show the license details related to the selected customer alone.

Here we can distribute seats for a selected single customer from a multiple licenses.

For example: Here we are selecting customer named infotech where seats are allocated from two different licenses.



To view customer details for a specific license:

License summary:

Click "License key" > License summary

This section will show overall details about a license as license configuration, expiration date, allocation type, number seats allocated etc.

Licenses License Allocations

[Add License](#)
[Delete License](#)
[Details](#)
[Renew License](#)

Search license key

ALLOCATION TYPE	LICENSE KEY	LICENSE CONFIGURATION	SEATS	ALLOCATED
<input type="checkbox"/>	e37b633c-257e-442e-8c3b-cf32c4c7b63	e37b633c-257e-442e-8c3b-cf32c4c7b63	30	30
<input type="checkbox"/>	fbc6470-6504-4b34-...	EM + Valkyrie	1	0

EM + Valkyrie

License Summary Customers Report Settings

Main License Details [Edit](#)

License key: e37b633c-257e-442e-8c3b-cf32c4c7b63

License config: EM + Valkyrie

Licensed to: vng info@stbase

Free: Yes

Active: Yes

Allocation type: Global

Advanced

Valid from: 2018/06/08 03:06:32 AM

Expires: 2019/06/08 03:06:32 AM

Time check: 2019/04/08 10:42:30 AM

License registered at: 2018/06/08 03:07:49 AM

Allocated: 30

SubLicense Details

License key: 5578f9b-5609-4c30-9504-c549f31db04c

Product identifier: valkyrie.mdm.license.unlimited.1y.v.comodo.one.free

Free: Yes

Active: Yes

Advanced

Date From: 2018/06/08 03:06:32 AM

Date To: 2019/06/08 03:06:32 AM

Expires: 2019/06/08 03:06:32 AM

Assigning license to a specific customer:

Here you can assign a separate license to a specific customer alone.

Click "License key" > License summary > Click edit

Change Allocation type from Global to Customer and then type name of the customer in the customer column

Click save > prompt will appear > click change

For example: Here we are assigning a license to a customer named "infotech".

EM + Valkyrie

License Summary Customers Report Settings

Main License Details [Cancel](#) [Save](#)

License key: e37b633c-257e-442e-8c3b-cf32c4c7b63

License config: EM + Valkyrie

Licensed to: vng info@stbase

Free: Yes

Active: Yes

Allocation type: Global

Customer: infotech

Change Allocation

All seats will be moved out from existing allocation to infotech

[Change](#) [Cancel](#)

EM + Valkyrie

License Summary Customers Report Settings

Main License Details [Edit](#)

License key: e37b633c-257e-442e-8c3b-cf32c4c7b63

License config: EM + Valkyrie

Licensed to: vng info@stbase

Free: Yes

Active: Yes

Allocation type: Customer

Customer: infotech

Successfully saved

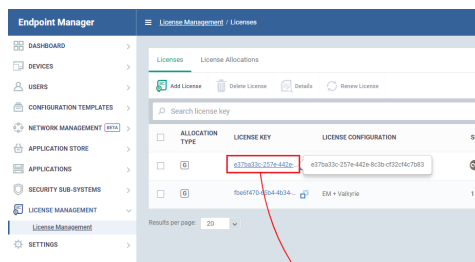
Customers:

We can view all the customers associated with a specific license separately.

Click "License key" > Customers

Here we can distribute seats from a single license to many customers.

For example: He we are distributing 20 seats to customer name "infotech" and 10 seats to customer named "cs corporation" from a single license



EM + Valkyrie

License Summary Customers Report Settings

Seats Allocated 20 Free seats 46

CUSTOMER	DEVICE TOTAL	DEVICES WITH CCS	TOTAL SEATS	USED SEATS	UNLICENSED DEVICES	UNUSED SEATS	ALLOCATE SEATS
Default Customer	0	0	0	0	0	0	0
infotech	46	15	21	15	0	6	20
cs corporation	0	0	10	0	0	10	10
Sky corporation	1	0	0	0	0	0	0
zmic-infotech	0	0	0	0	0	0	0
customer1	0	0	0	0	0	0	0
gembell inc	0	0	0	0	0	0	0
bc-infotech	0	0	0	0	0	0	0

Report Settings:

Now you can configure to get report about a specific license.

Click "License key" > Report Settings > Click edit

Select period on which you need to get report whether weekly,monthly or yearly

Can configure to send mail to endpoint manager administrator or enter separate mail to get the report through mail

Click save

EM + Valkyrie

License Summary Customers Report Settings

Report Settings Cancel Save

Period: Weekly

EM Administrators

Send to email list

Emails: stephenrobert177@gmail.com

Press Tab or Enter to add an email address to the list

Send to users

User List: Local Admin (infotech)

Customer License Allocations:

This tab shows the complete details about seats allocated from multiple licenses to the different customer groups.

For example: Here customer name infotech has total 21 seats where 20 seats are allocated from one license

and 1 seat is allocated from a different license

CUSTOMER	DEVICE TOTAL	DEVICES WITH CCS	TOTAL SEATS	USED SEATS	UNLICENSED DEVICES	UNUSED SEATS
Default Customer	0	0	0	0	0	0
infotech	46	15	21	15	0	6
cs corporation	0	0	10	0	0	10
SKY corporation	1	0	0	0	0	0
amc-infotech	0	0	0	0	0	0
customer1	0	0	0	0	0	0
gembell inc	0	0	0	0	0	0
itc-infotech	0	0	0	0	0	0

CUSTOMER - Shows the name of the customer

DEVICE TOTAL - It shows the total number of devices each customer have.

DEVICES WITH CCS - shows total number of devices with ccs

TOTAL SEATS - It will show total number of seats allotted for that customer

USED SEATS - It shows number of used seats.

UNLICENSED DEVICES - It shows the number of devices that a customer have without endpoint protection license.

UNUSED SEATS - Shows the number of seats available.