

# How to remove devices from Endpoint Manager

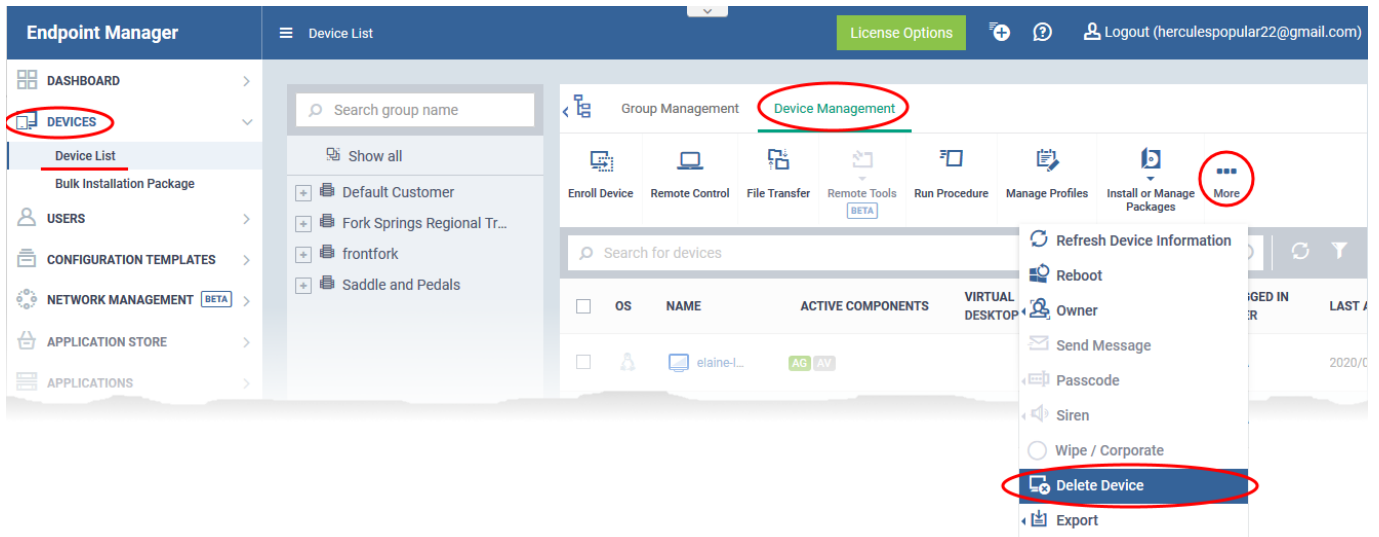
Open Endpoint Manager > Click 'Devices' > 'Device List' > 'Device Management' > select target devices > click 'Delete Device'

- You can remove devices that need not be managed from Endpoint Manager at any time.
- Once a device is deleted from EM, all configuration profiles and apps installed by EM will also be removed from the device.
  - **Windows Devices** - You have the option to also uninstall the communication and/or security client when removing the device.
  - **Android, iOS, Mac OS and Linux devices** - Users can manually uninstall the clients and iOS profile from their device. [Instructions for uninstalling the agent/software](#) are available at the end of this section.

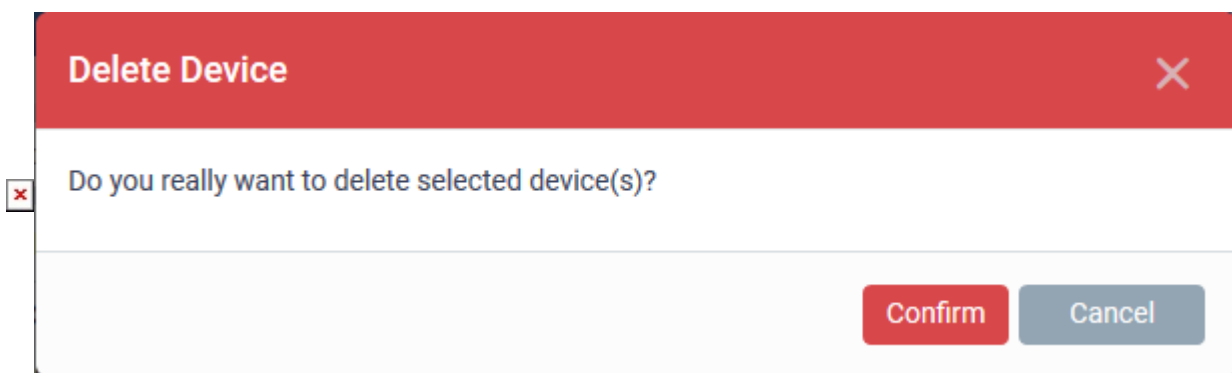
## Remove devices from Endpoint Manager

- Login to Comodo One/ Dragon
- Click 'Applications' > 'Endpoint Manager'
- Click 'Devices' > 'Device List'
- Click the 'Device Management' tab above the control buttons
  - Select a company or group on the left to view only their devices
- Or
  - Select 'Show all' to view every device added to EM
- Select the device(s) you want to remove
- Click 'Delete Device' from the options at the top. If 'Delete Device' is not available, click 'More' at top-right then 'Delete Device' from the options.

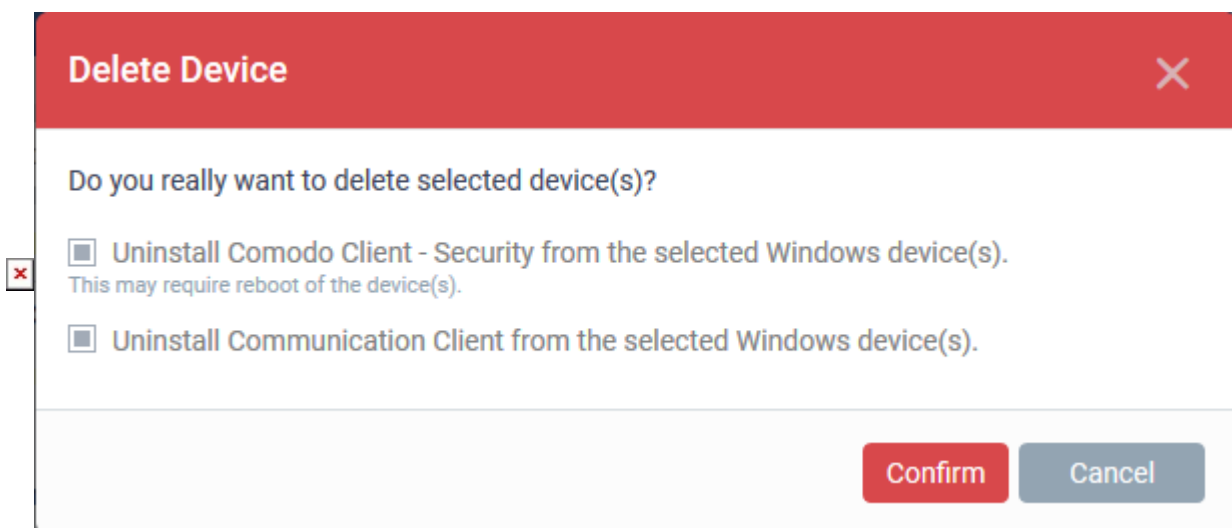




A confirmation is shown:



If you have selected Windows devices, you can choose to uninstall the communication client and/or the CCS software in the confirmation dialog:



- Click 'Confirm' to remove the device from Endpoint Manager.

### Remove the communication client app from an Android device

- Navigate to 'Settings' > 'Apps' on the Android device

- Select 'Comodo Client'
- Tap the 'Uninstall' button.

The communication client app will be removed from the device.

#### **Remove the EM profile from an iOS device**

- Navigate to 'Settings' > 'General' on the iOS device
- Select 'Profile' > 'Comodo Profiles' (certificate and EM)
- Tap the 'Remove' button.

The EM profile will be removed from the device.

#### **Remove the EM profile from Mac devices**

- Navigate to 'Settings' > 'General' on the Mac OS endpoint.
- Select 'Profile' > 'Comodo Profiles' (certificate and Endpoint Manager)
- Click the 'Remove' button.

The Endpoint Manager profile will be removed from the device.

#### **Remove the communication client from Linux devices**

- Open the console terminal
- Enter the following command:

```
$ sudo systemctl stop itsm && sudo systemctl disable itsm && sudo rm -f /etc/systemd/system/itsm.service && sudo rm -rf /opt/COMODO.
```